



AZULREC

AZULEJOS Y
RECUBRIMIENTOS

dafne



RB



25x50
10"x20"

↓
8,5 mm
↑

PAVIMENTO COORDINADO
coordinated floor tile


■ RODANO / 60,8X60,8 cm

MARFIL

NATURAL

PERLA


GRIS



Dafne marfil / Rlv Tierra natural 25x50 / 10"x20"



dafne perla



rlv ladon perla




dafne gris



rlv ladon gris



rlv tierra gris




dafne marfil



rlv ladon marfil



dafne natural



rlv ladon natural



rlv tierra natural

	Pc/Cj	M2/Cj	Cj/Pl	M2/Pl	Kg/Cj	Kg/Pl
25x50	16	2	48	96	26,5	1292

	Cód.
Dafne	MR100
Rlv Ladón / Tierra	MR115